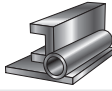



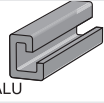




Empfohlene Umdrehungen/min.

Recommended speed/RPM.

Tableau de vitesses recommandés/tours per minute.

Durchmesser Diameter du trou						
mm Ø	Zoll inch pouce	Stahl mild steel acier doux	Rostfreier Stahl stainless steel acier inox	Guss cast iron fonte	Messing, Kupfer brass laiton	Alu
14 mm	9/16 inch	580	300	400	790	900
16 mm	5/8 inch	550	275	365	730	825
17 mm	11/16 inch	500	250	330	665	750
19 mm	3/4 inch	460	230	300	600	690
20 mm	25/32 inch	440	220	290	580	670
21 mm	13/16 inch	425	210	280	560	630
22 mm	7/8 inch	390	195	260	520	585
23 mm	8/9 inch	390	195	260	520	570
24 mm	15/16 inch	370	185	245	495	555
25 mm	1 inch	350	175	235	470	525
27 mm	1 1/16 inch	325	160	215	435	480
29 mm	1 1/8 inch	300	150	200	400	450
30 mm	1 3/16 inch	285	145	190	380	425
32 mm	1 1/4 inch	275	140	180	360	410
33 mm	1 5/16 inch	268	135	175	345	390
35 mm	1 3/8 inch	250	125	165	330	375
37 mm	1 7/16 inch	240	120	160	315	360
38 mm	1 1/2 inch	240	120	160	315	360
40 mm	1 9/16 inch	220	110	145	290	330
41 mm	1 5/8 inch	210	105	140	280	315
43 mm	1 11/16 inch	205	100	135	270	305
44 mm	1 3/4 inch	195	95	130	250	295
46 mm	1 13/16 inch	190	95	125	250	285
48 mm	1 7/8 inch	180	90	120	240	270
50 mm	1 31/32 inch	170	85	115	230	255
51 mm	2 inch	170	85	115	230	255
52 mm	2 1/16 inch	165	80	110	220	245
54 mm	2 1/8 inch	160	80	105	210	240
57 mm	2 1/4 inch	150	75	100	200	225
58 mm	2 7/25 inch	145	75	100	195	225
59 mm	2 5/16 inch	145	75	100	195	225
60 mm	2 3/8 inch	140	70	95	190	220
63 mm	2 31/64 inch	135	65	90	180	205
64 mm	2 1/2 inch	135	65	90	180	205
65 mm	2 9/16 inch	130	65	85	175	200
67 mm	2 5/8 inch	130	65	85	170	195
68 mm	2 11/16 inch	130	65	85	170	195
70 mm	2 3/4 inch	125	60	80	160	185
73 mm	2 7/8 inch	120	60	80	160	180
74 mm	2 59/64 inch	120	60	80	160	180
76 mm	3 inch	115	55	75	150	170
79 mm	3 1/8 inch	110	55	70	140	165
83 mm	3 1/4 inch	105	50	70	140	155
86 mm	3 3/8 inch	100	50	65	130	150
89 mm	3 1/2 inch	95	45	65	130	145
92 mm	3 5/8 inch	95	45	60	120	140
95 mm	3 3/4 inch	90	45	60	120	135
98 mm	3 7/8 inch	90	45	60	120	135
102 mm	4 inch	85	40	55	110	130
105 mm	4 1/8 inch	80	40	55	110	120
108 mm	4 1/4 inch	80	40	55	110	120
111 mm	4 3/8 inch	80	40	50	100	120
114 mm	4 1/2 inch	75	35	50	100	105
120 mm	4 47/64 inch	70	35	45	90	95
121 mm	4 3/4 inch	70	35	45	90	95
127 mm	5 inch	65	30	40	85	90
133 mm	5 1/4 inch	65	30	40	85	90
140 mm	5 1/2 inch	65	30	35	80	85
146 mm	5 3/4 inch	60	30	35	80	85
152 mm	6 inch	55	25	35	75	85
160 mm	6 5/16 inch	55	25	35	75	85
168 mm	6 2/3 inch	55	25	35	75	85
177 mm	7 inch	50	20	30	70	80
200 mm	7 7/8 inch	50	20	30	70	80
210 mm	8 1/4 inch	45	20	30	70	80
235 mm	9 1/4 inch	45	20	30	70	80
250 mm	10 inch	45	20	30	70	80